

# ***NorKeys Font v1.3***

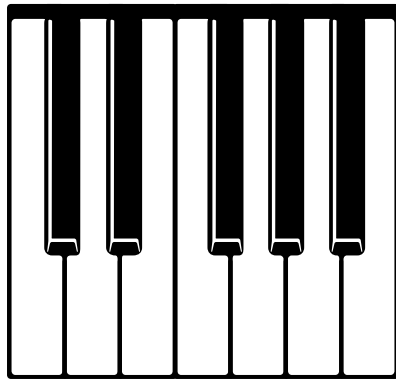
© 2025 by Nor Eddine Bahha

<https://norfont.com>

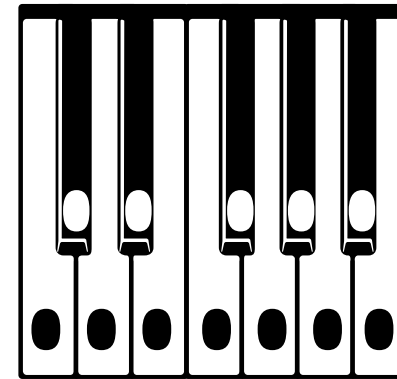
*NorKeys font can be used to create custom chord diagrams for keyboards/piano. It allows you to draw the keys of the piano. NorKeys font can be used for highlighting the pitch(s)/key(s) to play and it may even be helpful for teaching any elementary piano/keyboard harmony lesson, or putting chord diagrams above a lead-sheet, thus helping to watch and understand the structure of any chord, voicing or even a scale.*

# Key Equivalents:

You can draw the piano keyboard by typing : **ABCDEFG**. To add a dot to the **White** keys type : **w** after each key name. Examples:



CDEFGAB



CwcdswFwfswwgswasw

To add a dot to the **Black** keys type key name followed by **f** (for flat) or **s** (for sharp). Examples:

for C-sharp type **cs** = 


for D-sharp type **ds** = 


for F-sharp type **fs** = 

for G-sharp type **gs** = 

for A-sharp type **as** = 

for D-flat type **df** = 

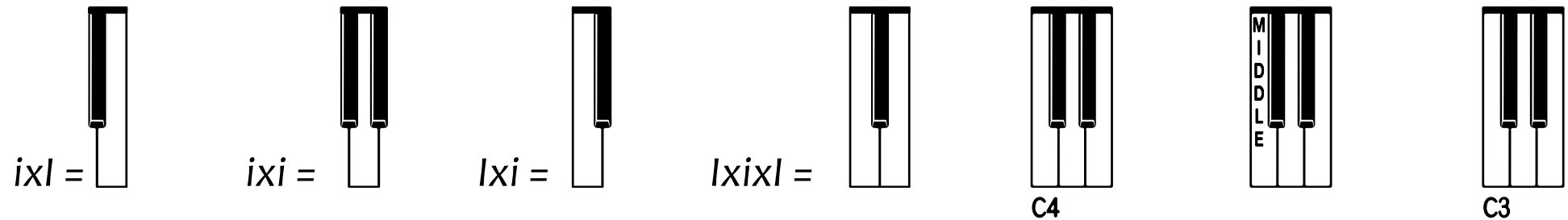
for E-flat type **ef** = 

for G-flat type **gf** = 

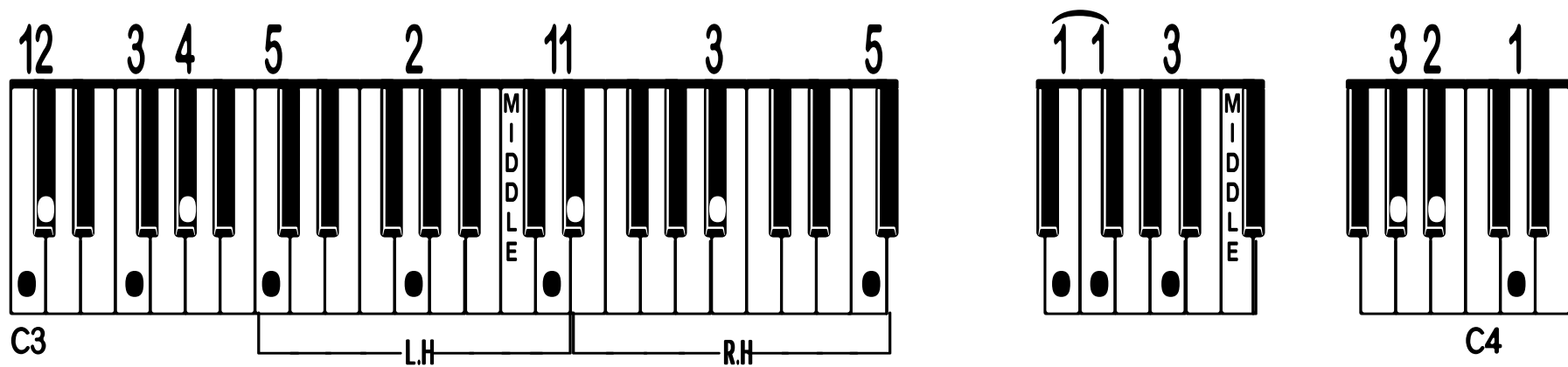
for A-flat type **af** = 

for B-flat type **bf** = 

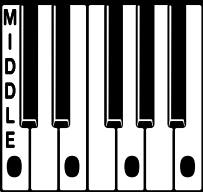

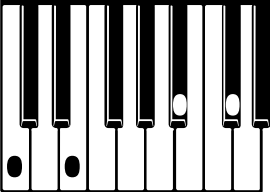
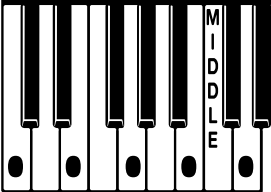
To customize white keys next to each other or to start/end the chord diagram, use : **i**, **l**, **u**, or **x**. You may also indicate **C4** typing : **C4** as the middle key; you can also indicate **MIDDLE** by typing **m**. To indicate a **C3** as a lower octave below C4, type **C3**. Examples:



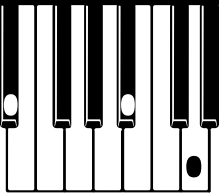
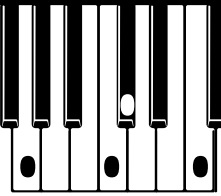
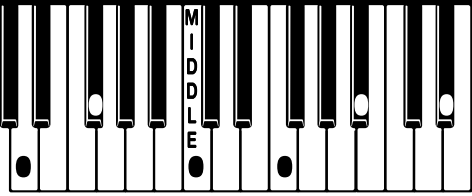
To place fingering numbers above any **White** key, type : 1, 2, 3, 4, or 5. Typing : 11, 22, 33, 44, 55 will place the fingering above any **Black** key. To add a bracket over the fingerings, type **o** (for bracketing two White keys) or **oo** (for bracketing two Black keys). Examples:



**Now you can type any chord like:**

Cmaj <sup>7</sup> Chord	C <sup>7</sup> Chord	C <sup>7</sup> (b <sup>9</sup> ) Chord	C <sup>6/9</sup> Chord
		 <p style="text-align: center;">C4</p>	
CmmwDEwFGwABw	CwmmDEwFGwAbf	CwDEwFGAbfCC4dfi	CwDEwFGwABwCmDwi

**or even type any kind of jazz voicing:**

Cm <sup>9</sup> 3-Note voicing	E <sup>b</sup> <sup>13</sup> 4-Note Voicing	D <sup>7alt</sup> Two-Handed Voicing
 <p style="text-align: center;">C3</p>	 <p style="text-align: center;">C4</p>	
efFGAbfCC <sub>3</sub> Dwi	GwABCC <sub>4</sub> wdfEFwi	DwEFfsABCmmwDEFwGAbfCDef

*Thanks for purchasing **NorKeys!***

—NorFont.com—