

FingStrings Font v1.2

© 2026 by Nor Eddine Bahha

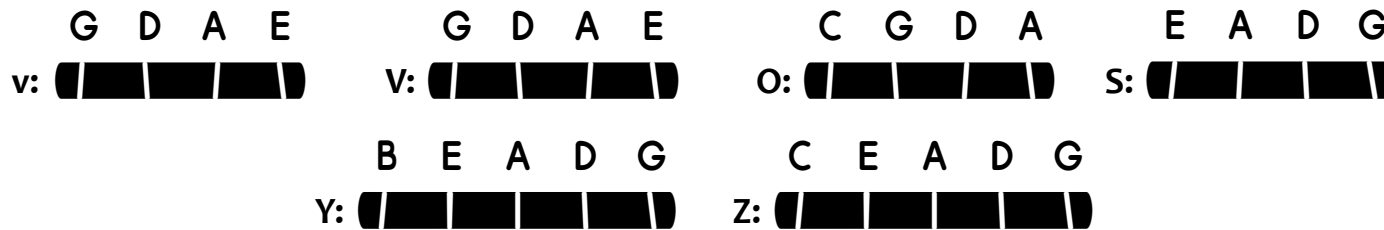
<https://norfont.com>

FingStrings is an amazing font that enables teachers and students to create custom diagrams of violin, viola, cello, and double-bass instruments. It allows users to draw finger positions on the neck and highlight the pitches to play.

This font is particularly useful for elementary violin, viola, cello, and double-bass lessons. It can also be used to place scale diagrams above a lead sheet, helping students observe and comprehend any scale, musical run structure, or used for creating methods.

FingStrings, a unique font designed exclusively for violin, viola, cello, and double-bass teachers, ensures optimal clarity and comprehension of musical scales and exercises for both educators and students.

Here are the basic combinations that can be used to draw a Violin (**v**), a Viola (**V**), a Cello (**O**), a Double-Bass (**S**), a 5-Strings Double-Bass (**Y**) with lower B and a 5-Strings Double-Bass (**Z**) with lower C fingerboard diagram:



0: to indicate Open Strings

1: highlight the 1st Open String

2: highlight the 2nd Open String

3: highlight the 3rd Open String

4: highlight the 4th Open String

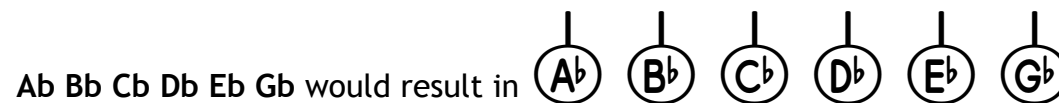
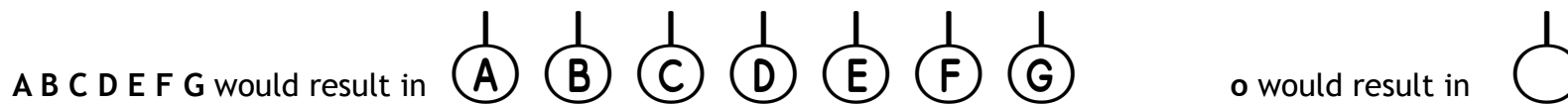
5: highlight the 4th Open String

6: 1st finger

7: 2nd finger

8: 3rd finger

9: 4th finger



As Bs Cs Ds Es Fs Gs would result in A# B# C# D# E# F# G#

i: for a vertical continuous string | I: for a down arrow (*string continuity*) ↓

period: indicates a chromatic positionCs will turn like C#

+++D will turn like


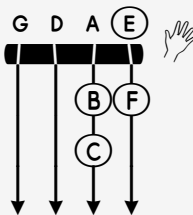
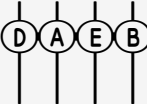
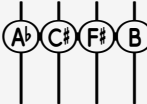
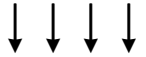

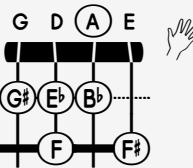
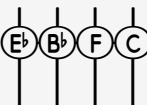
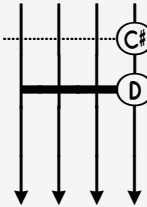


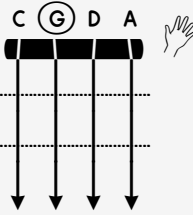
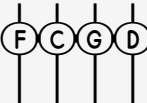


L will turn like

J will turn like

- (*minus to highlight a diatonic position*) will turn like

: (*colon to indicate chromatic position*) will turn like

Here are various violin fingerboard diagrams and their corresponding combinations:

<i>fingerboard diagram</i>	Combination	<i>fingerboard diagram</i>	Combination	<i>fingerboard diagram</i>	Combination	<i>fingerboard diagram</i>	Combination
	vn iiii		1v 0 iiBF iiCi IIII		D-A-E-B iiii		Ab-Cs-Fs-B iiii
	III						
		2v 0 Gs:Eb:Bb. +F-+Fs		Eb:Bb:F:C iiii		...Cs L++D iiii IIII
	++++						
	L++J		3v 0 IIII		F-C-G-D iiii		134S 0
	IIII						

Below are illustrations of the chromatic scale, spanning the lowest note to the highest note on a one-inch instrument:

Violin		Viola		Cello		Doube-Bass	
Fingerboard Diagram	Combination	Fingerboard Diagram	Combination	Fingerboard Diagram	Combination	Fingerboard Diagram	Combination
	<p>1234v0 Ab:Eb:Bb:F A-E-B-Fs Bb:F:C:G B-Fs-Cs-Ab C-G-D-A Cs:Ab:Eb:Bb D-A-E-B iiiii IIIII</p>		<p>1234V0 Cs:Ab:Eb:Bb D-A-E-B Eb:Bb:F:C E-B-Fs-Cs F-C-G-D Fs:Cs:Ab:Eb G-D-A-E iiiii IIIII</p>		<p>123400 Cs:Ab:Eb:Bb D-A-E-B Eb:Bb:F:C E-B-Fs-Cs F-C-G-D Fs:Cs:Ab:E G-D-A-E iiiii IIIII</p>		<p>1234S0 F:Bb:Eb:Ab Fs-B-E-A G:C:F:Bb Ab-Cs-Fs-B A-D-G-C ...Cs L++D iiiii IIIII</p>

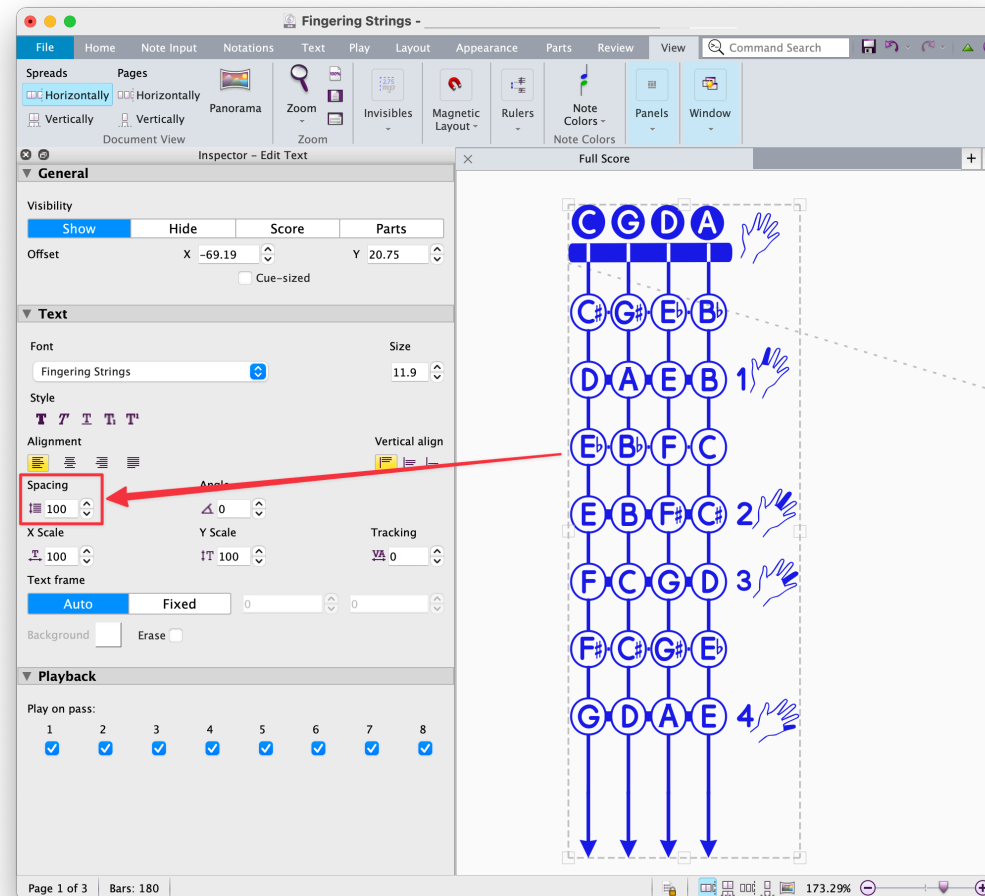
Here are some quick and easy scale examples:

Violin – C Major		Viola – C Natural Minor		Cello – D Oriental Hijaz		Double-Bass – E Whole-Tone	
Fingerboard Diagram	Combination	Fingerboard Diagram	Combination	Fingerboard Diagram	Combination	Fingerboard Diagram	Combination
	<p>1234v 0 iiiF A-E-B-J iFCG B-+-+J C-G-D-A iii iiiB iiiC IIII</p>		<p>123Vo iAb:Eb:Bb D-+-+J Eb:Bb:F:C iii F-C-G-J iiAbi IIII</p>		<p>234Oo iiEb:Bb D-A-Ji Eb:Bbii iiFs-Cs iiG-D Fs:Csii IIII</p>		<p>135o iAsiGs Fs-+-E-J iCiAs Gs-+Fs-J iiiC iii L++D iii iiiE IIII</p>

FingStrings Font

<https://norfont.com>

FingStrings font is compatible with **Dorico**, **Finale**, **Sibelius** (make sure that you're setting Spacing to 100% from the Inspector). However, and **MuseScore** (make sure that you're setting Spacing to 2.10 lines from Proprieties).



Thanks for choosing **FingStrings!**

— <https://norfont.com> —

© 2026 by Nor Eddine Bahha